



---

**APPLY TO THE BEST UNIVERSITY  
IN CENTRAL ASIA WITH ONE CLICK**

---

# WHAT ARE THE ADVANTAGES?



## SAVE TIME

Use our simple system to quickly fill out online applications for admission and KIMEP scholarships. You can also register for the KIMEP Intellectual Olympiad and entrance exams and to check your admissions status and exam results instantly.



## ONE CLICK

Just hit the "Send" button and we will receive all of your documents instantly



## SAVE MONEY

There's no need to use expensive mailing or courier services.



## INSTANT DATA PROCESSING

Your documents will be imported into our database automatically

# WHAT ARE THE ADVANTAGES?



## MINIMAL ERRORS

You will be instantly informed if you have made an error.



## APPLY FROM ANYWHERE

Even if you are on a different continent, you can go online and fill out an application!



## WE ARE WAITING FOR YOU HERE:

<https://www.kimep.kz/ext/application/online>

# HOW TO FILL OUT YOUR ONLINE APPLICATION



## STEP 1

Go to KIMEP University's website and follow the "Apply Online" link, or type in the following URL: <https://www.kimep.kz/ext/application/online>



# HOW TO FILL OUT YOUR ONLINE APPLICATION



## STEP 2

Create a new account (if you don't already have one) using the "Create a new account" link

The screenshot displays the Applicant Portal interface. At the top, there is a navigation bar with "Applicant Portal" and "Application" on the left, and "English", "Ask for Help", and "Log in | Register" on the right. The main content area is divided into two sections: "Log in." and "Register.".

**Log in.**  
Use a local account to log in.  
Fields: Email, Password, Remember me? checkbox, Login button, Forgot your password? link.  
Use a Student ID to log in.  
Text box: To login please use a Student ID and Password that were created by you during registration online OR use a StudentID and Passport/StateID # if you didn't apply online.  
Fields: Student ID, Passport or ID Card Number, Remember me? checkbox.

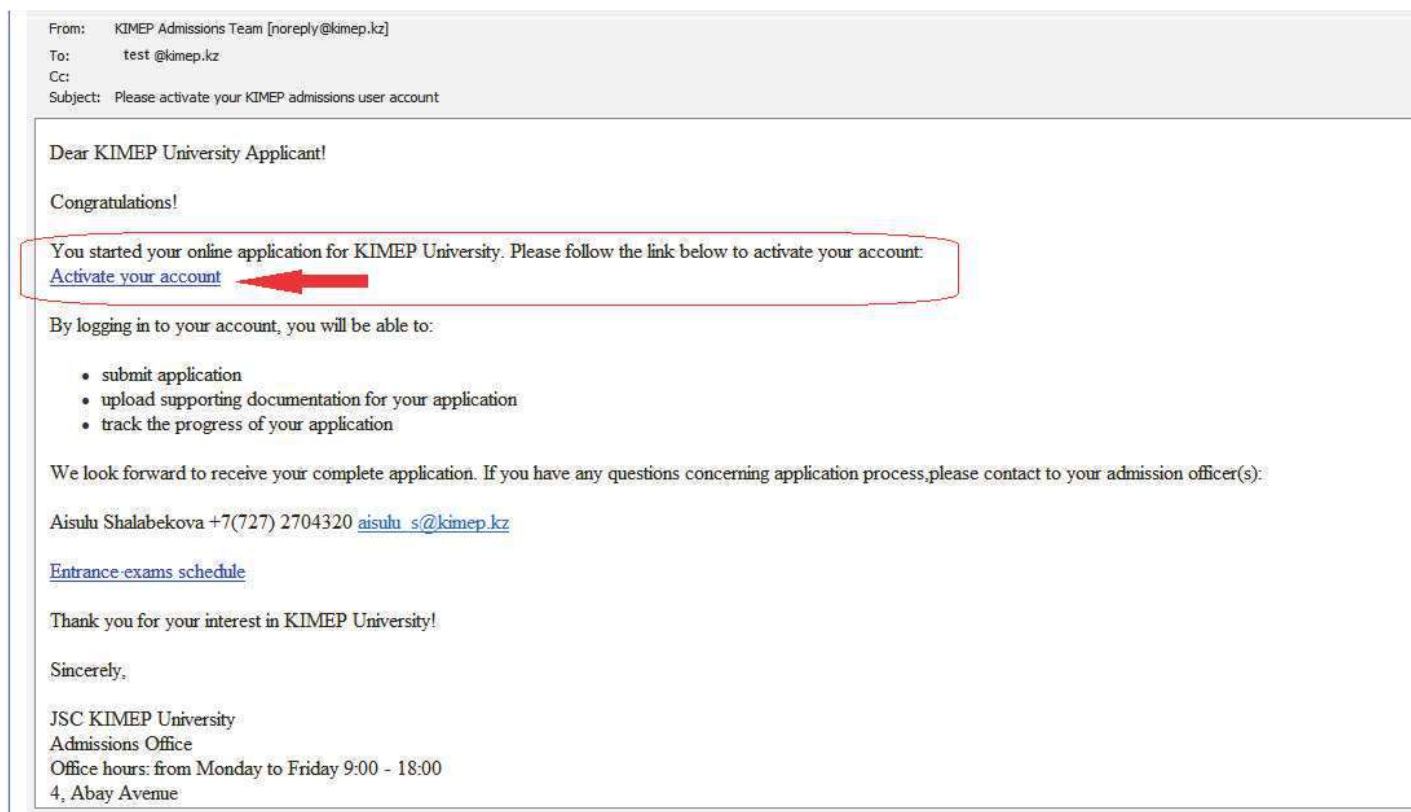
**Register.**  
Create a new account.  
Yellow box: All information should be typed in English. Personal information should be entered exactly as it appears in your identity document, in English languages.  
Fields: First Name, Last Name, Mobile, Citizenship (dropdown), Email, Password, Confirm password, Register button.

# HOW TO FILL OUT YOUR ONLINE APPLICATION



## STEP 3

Activate your account by checking the email address that you indicated in Step 2



# HOW TO FILL OUT YOUR ONLINE APPLICATION



## STEP 4

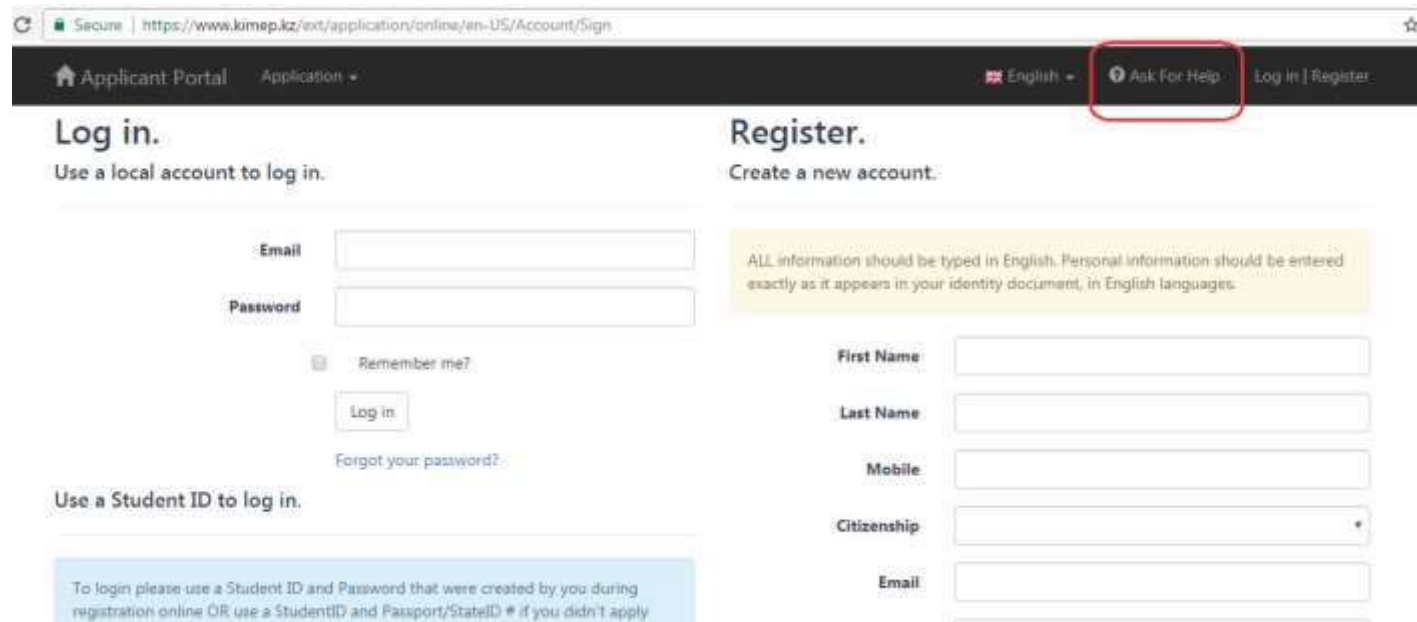
To start your application, please type your email address and the password you selected in Step 2 into the initial page of the Applicant Portal

A screenshot of the KIMEP Applicant Portal's login and registration page. The browser address bar shows "https://www.kimep.kz/ext/application/online/en-US/Account/Sign". The page has a dark navigation bar with "Applicant Portal" and "Application" on the left, and "English", "Ask For Help", and "Log in | Register" on the right. The main content area is split into two columns. The left column, titled "Log in.", contains the text "Use a local account to log in." and a form with fields for "Email" (containing "test@kimep.kz") and "Password" (containing "Your Password"). Below these fields are a "Remember me?" checkbox and a "Log in" button. A link "Forgot your password?" is at the bottom. The right column, titled "Register.", contains the text "Create a new account." and a yellow warning box stating: "ALL information should be typed in English. Personal information should be entered exactly as it appears in your identity document, in English languages." Below the warning box are three input fields for "First Name", "Last Name", and "Mobile".

# HOW TO FILL OUT YOUR ONLINE APPLICATION

## STEP 5

If you have any questions or concerns while filling in the different sections of the online application, please use the “Ask for Help” button on the upper right-hand corner of the Applicant Portal menu.



The screenshot shows the KIMEP University online application portal. The browser address bar displays the URL: <https://www.kimep.kz/ext/application/online/en-US/Account/Sign>. The page header includes the Applicant Portal logo, a language dropdown set to English, and a red-bordered button labeled "Ask For Help".

The main content area is divided into two sections:

- Log in.** Use a local account to log in. This section contains input fields for Email and Password, a "Remember me?" checkbox, a "Log in" button, and a link for "Forgot your password?".
- Register.** Create a new account. This section includes a yellow warning box stating: "ALL information should be typed in English. Personal information should be entered exactly as it appears in your identity document, in English languages." Below this are input fields for First Name, Last Name, Mobile, Citizenship (a dropdown menu), and Email.

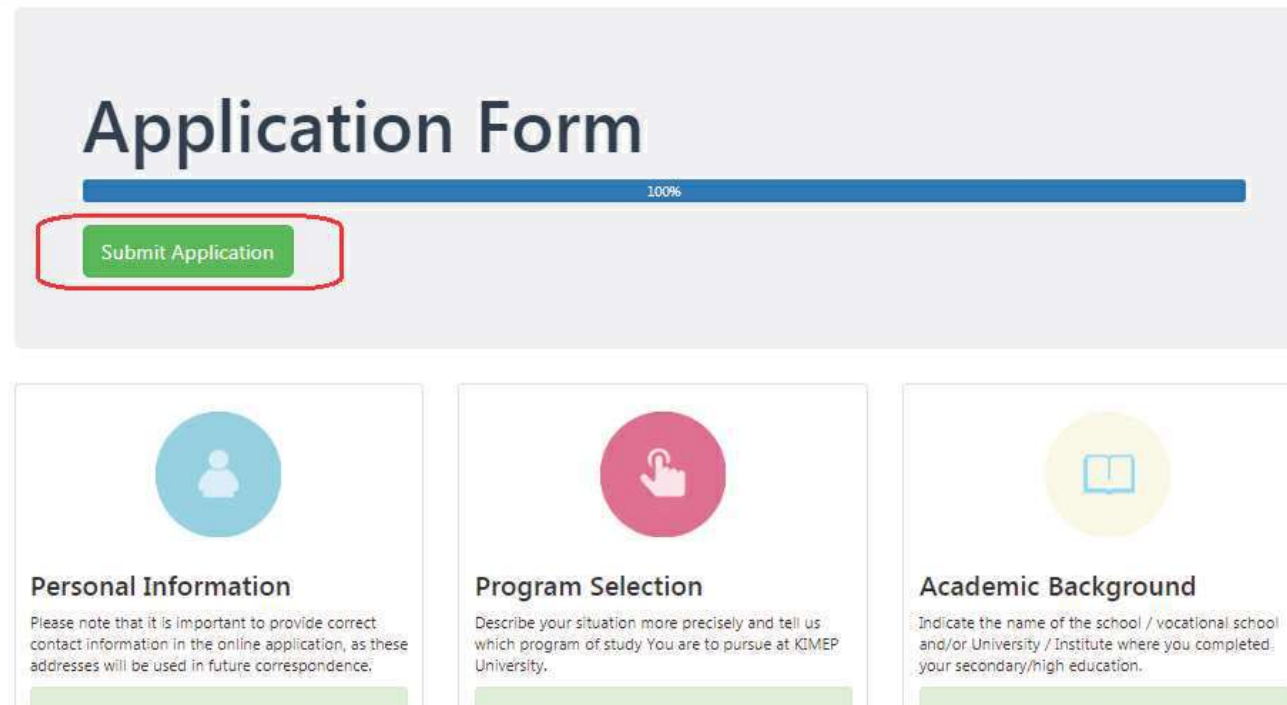
A blue box at the bottom left provides instructions: "To login please use a Student ID and Password that were created by you during registration online OR use a StudentID and Passport/StateID # if you didn't apply".



# HOW TO FILL OUT YOUR ONLINE APPLICATION

## STEP 6


Please re-check all information and uploaded documents before clicking the “Submit Application” button. System will allow submit your application form if at least passport or national ID card is uploaded. Other documents can be submitted later on, upon availability.



### Application Form


100%

[Submit Application](#)




#### Personal Information

Please note that it is important to provide correct contact information in the online application, as these addresses will be used in future correspondence.



#### Program Selection

Describe your situation more precisely and tell us which program of study you are to pursue at KIMEP University.




#### Academic Background

Indicate the name of the school / vocational school and/or University / Institute where you completed your secondary/high education.

# HOW TO FILL OUT YOUR ONLINE APPLICATION

## STEP 7

After KIMEP U assigns you a personal Student ID the following sections become available to check: Admission Status (and exam results)



### Admission Status

Check test results and Your admission status. If you have any concerns please contact KIMEP Admissions Office.

- Applicant ID: 20181827

[View >](#)

### Admission Status

Name		You Applied for:	
Applicant ID	20181827	Program	BOUT / BA
Citizenship	Казакстан	Fin Aid	Yes
Student Status	Non-Degree	Docmibory	Yes

Order # 174-08/24/2018

Your admission will be done based on the data stated on this page. Please check the data carefully. In case of any inaccuracy or questions please contact Admission office and inform about it.

FID	Phone	Email
Marzhan Barmyazova	+7(727) 3704213	marzhan@kimep.kz; uao@kimep.kz

#### Application package: Basic

**Obligatory:**

State ID/Passport (copy)	<input checked="" type="checkbox"/>
Photos	<input type="checkbox"/>
Attestat/Diploma Copy	<input checked="" type="checkbox"/>
Transcript	<input checked="" type="checkbox"/>
Medical certificate 0-86 (original)	<input type="checkbox"/>
Medical certificate 0-63 (copy)	<input type="checkbox"/>
X-ray results	<input type="checkbox"/>

**Optional:**

IELTS/TOEFL certificate	<input checked="" type="checkbox"/>
-------------------------	-------------------------------------

#### English proficiency

Name	Your Results
IELTS	Total: 6 Bands: 6 6 5.5 6.5 BRITISH COUNCIL KAZAKHSTAN
English proficiency (level)	Academic


# HOW TO FILL OUT YOUR ONLINE APPLICATION



## STEP 8


After KIMEP U assigns you a personal Student ID the following sections become available to fill in:

- Test and Exams (registration for entrance exams)



### Tests and Exams

Online Registration to Tests and Exams allow you to receive Exam Tickets online. If you have any concerns please contact KIMEP Admissions Office.

- KEPT: Dec 07, 2018
- KEPT: Dec 21, 2018
-  Print ticket(s)

[Change >](#)

### Tests and Exams

Because KIMEP University is an English Medium of Instruction institution, students' English proficiency level must be assessed prior to being admitted. Students that have not undergone a procedure of defining their English proficiency start their studies from the beginner level (U1 C).

To assess English proficiency, KIMEP University accepts the following international English proficiency test certificates:

- TOEFL (Code of KIMEP University for the examination is 2104)
- IELTS
- Cambridge English Examinations
- KIMEP English Placement Test (controlled and non-controlled)

Exam	City	Date	Time	Hall
KEPT	Almaty	Friday, December 07, 2018	16.00-17.30	301/New bld. (computerized)
KEPT	Almaty	Friday, December 21, 2018	16.00-17.30	302/New bld. (computerized)

[← Cancel](#)

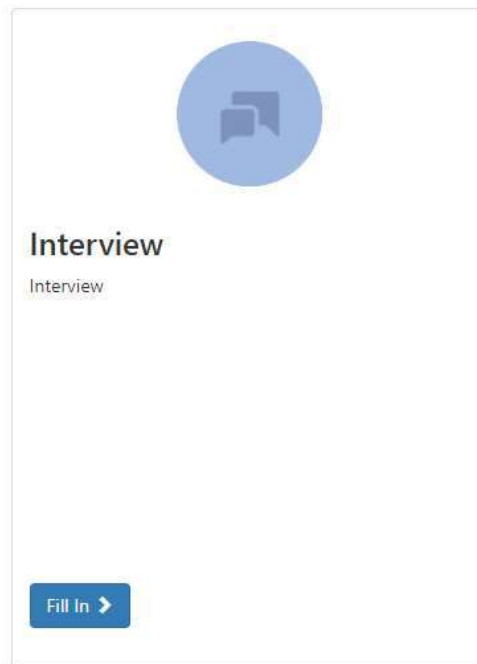
[▶ Skip](#) [Save ▶](#)

# HOW TO FILL OUT YOUR ONLINE APPLICATION

## STEP 8 (CONT.)

After KIMEP U assigns you a personal Student ID the following sections become available to fill in:

- Interview (if it is an admission requirement only)



Thumbnail for the Interview section. It features a blue circular icon with two speech bubbles. Below the icon, the word "Interview" is written in bold, and "Interview" is written below it in a smaller font. At the bottom left, there is a blue button with the text "Fill In" and a right-pointing arrow.

### Interview

Please type Your answers in English language for the following questions with no more than 300 words in each answer!

1. How do you see a LLM degree furthering your career?

2. In what area of law would you like to write your thesis and why?

Please be aware that as soon as you press the button "Submit", you will not be able to make any changes in your records in this block!

< Cancel


Submit >

# HOW TO FILL OUT YOUR ONLINE APPLICATION

## STEP 8 (CONT.)

After KIMEP U assigns you a personal Student ID the following sections become available to fill in:

- Transfer Courses (for transfer or reinstated students)



### Transfer Courses

This information block is created for the purpose of transfer courses from another university/school towards KIMEP degree. Please fill in all requested fields, upload official transcript (showing the number of credits and the grade or final assessment in the course) and upload a detailed course syllabus (showing the topics covered in the course) for each course that you would like to transfer in.

[Fill In >](#)

### Transfer of Credits from outside of KIMEP University

The course transfer decision is an academic decision, and the final judgment and decision is made by the academic departments (number of credits, level of the course, course equivalent in KIMEP University catalog, etc.). The Academic Council provides oversight of the course transfer procedure and decision-making in case of inconsistencies or student appeals.

Transferring Course # 1

University Name	South Dakota State University; Brookings, SDA
Semester	1
Original Name of Course	Chinese I
Number of Credits	3.35
Grade	A
Syllabus	<a href="#">Choose File</a> No file chosen


[+ Add Course](#)

[< Cancel](#) [Skip >>](#) [Save >](#)

# HOW TO FILL OUT YOUR ONLINE APPLICATION

## STEP 9

Additional documents can be uploaded at any stage of your online application.



### Documents for Upload

Please note that copies of all submitted to KIMEP documents will not be returned. If incomplete package is provided, your application will not be processed further.

- Motivation letter (for KIMEP Scholarships purposes, in English)
- A photocopy of the Passport (for ...)

Change >

Application Form < Prospective Applicant > KIMEP Applicant > Eligible for Admission > KIMEP Student

### Documents for Upload

The short guide for international students re: medical documents, bank account and ID%.

Please upload documents in PDF format. If you upload a copy of State ID, please make sure that the uploaded file reflects copies of BOTH sides of the document! The application for admission is valid ONLY if there is a full copy of any required document that could be made by scanning all sides/pieces of the document in one PDF file.

#### Required for further processing

A photocopy of the Passport (for foreign citizens) or national ID card (for citizens of Kazakhstan)

1! Choose File / 776 file chosen 2! Upload

please click the button **Choose File** (you should choose your scanned Passport) and then click button **Upload**! The field will be marked by **green color** if document is uploaded successfully!

#### Optional for now

A photocopy of the Certificate of completion of Secondary Education (Attestat/Diploma)

Choose File No file chosen Upload

Copy of the Final Transcript

Choose File No file chosen Upload

Copies of any certificates, honors, or awards in the field of study of the applicant and all other certificates, honors or awards (in languages, in sport, etc.) for the last 3 years

Choose File No file chosen Upload



---

**WE WELCOME YOUR APPLICATIONS!**

---